

# EASY LIGHT Power LED

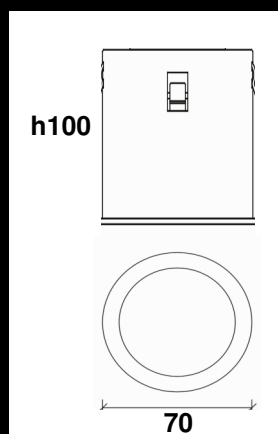
5 Years Warranty

Arredamento Interno - indoor

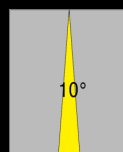
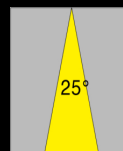
Code/Art.	<b>T 6</b>	<b>500mA</b>	( 6W - lm 460 )	IP44
Code/Art.	<b>T 7</b>	<b>230Vac</b>	( 7W - lm 600 )	IP44
Code/Art.	<b>T 9,9</b>	<b>230Vac</b>	(9,9W - lm 860 )	IP44

SPOT LED Tondo LED Orientabile a soffitto  
SPOT LED Round Adjustable LED Downlight

Dimensioni  
Dimensions 70 x h100 mm






Beam



# EASY LIGHT Power LED

**SPOT LED** Tondo LED Orientabile a soffitto

**SPOT LED** Round Adjustable LED downlight

Code/Art. <b>T 6 W</b> LED Module 3 x 2	Power Watt : 6	Driver : 500 mA
Code/Art. <b>T 7 W</b> LED Module 1 x 7	Power Watt : 7	NO Driver : 230Vac
Code/Art. <b>T 9,9 W</b> LED Module 9 x 1,1	Power Watt : 9,9	NO Driver : 230Vac
Protection Class : <b>IP44</b>	<b>EN 60529 Class</b>	   <b>RoHS</b>
Struttura in Alluminio pressofuso : Bianco / Nero / Grigio <i>Aluminium structure : White / Black / Grey</i>		
LED con Struttura dissipante in Alluminio anodizzato <i>LED with Anodized aluminium dissipating structure</i>		
Code/Art. Dimensioni 70 x h100mm <b>T 6</b> <i>Dimensions 70 x h100mm</i>		
LED CRI>80 con protezione trasparente resistente ai raggi UV Lente : 40°/25°/10° <i>LED CRI&gt;80 with UV resistant polycarbonate transparent protection Beam : 40°/25°/10°</i>		
Alimentazione 230Vac ON/OFF tramite Alimentatore incluso <i>Power Supply 230Vac ON/OFF LED Driver included</i>		
Optional : Alimentatore Dimmer :DALI - 1-10V - PO Pulsante <b>esterno</b> <i>Optional : Out lamp Dimmable LED Driver :DALI - 1-10V - Open Push</i>		
Code/Art. Dimensioni 70 x h100mm <b>T 7 - T 9,9</b> <i>Dimensions 70 x h100mm</i>		
LED CRI>80 con protezione trasparente resistente ai raggi UV Lente : 40°/25° <i>LED CRI&gt;80 with UV resistant polycarbonate transparent protection Beam : 40°/25°</i>		
Alimentazione 230Vac ON/OFF Direttamente 230Vac NO Driver - NON dimmerabile <i>Power Supply 230Vac ON/OFF Only ( NO Driver ) No Dimmable</i>		
Possibilità di collegamento elettrico tra più articoli <i>Possibility of electrical connection between more items</i>		
Code / Art.	Kelvin grades / Color Temperature LED	Lumen lm
T 6 W - 10 40°	■ Cold White 5000K	490
T 6 W - 11 40°	■ Natural White 4000K	460
T 6 W - 12 40°	■ Warm White 3000K	430
T 6 W -12e 40°	■ Extra Warm White 2700K	420
T 6 - RGB 40°	■ ■ ■ <b>R G B</b>	
T 7 W - 11 40°	■ Natural White 4000K	600
T 7 W - 12 40°	■ Warm White 3000K	585
TQ9,9 W - 11 40°	■ Natural White 4000K	860
TQ9,9 W - 12 40°	■ Warm White 3000K	830

5 Years Warranty - Long Life Power Led

pag.107